

Astro 25 – Summer 2017

Mono Hot Springs



This is one of my Favorite places in all of California



Saturday Pre-Trip Meeting On Campus

- **Checklist:**
- 1. Get liability waivers signed and returned
- 2. Collect \$12 each for camp meals. Ann and I will buy all your food (except lunch and snacks, which you should bring).
- 3. Distribute map packets
- 4. Arrange car pooling. Make list of who and when planning to arrive.
- 5. Get cell phone numbers on a common sheet which we can dup and give out to people who need them. I'll give you mine
- 6. Planets Presentation
- 7. Planetarium

Some Important Points

- **We're camping on National Forest land within a mile or two of Mono Hot Springs, not at the campground (which is small and full)**
- **There's no water at our campsite.** Bring any water you'll need for personal use. You can re-fill on Saturday when we hike through the resort area. I'll bring water for cooking the group meals and dish cleanup.
- **We'll provide your Dinners and Breakfasts**
- **There's no bathroom at our campsite, but plenty of bushes and trees!** There's restrooms at the resort/campground which we'll pass through twice on Saturday and again Sunday morning. Bring your own TP for bush visits.

To Bring

- WARM clothes!!
- Personal camping gear (tent, sleeping bag etc)
- Personal water
- Red headlamp (EverReady at Outdoor World works great, \$20 or so)
- Binoculars if you have them.
- 3-ring binder notebook for notes, maps
- TP, towel for hot springs and Doris lake swim.
- Camp chair for around the fire


A Unique Study Location



















- **It has beautiful granite rock formations and the west fork of the San Joaquin river going through the resort area. We'll talk about why.**
- **During the day we'll have micro-lectures along some easy hikes to lakes and hot springs**

Weather is Good! It should be warm and dry. Bring sunscreen and sun hats

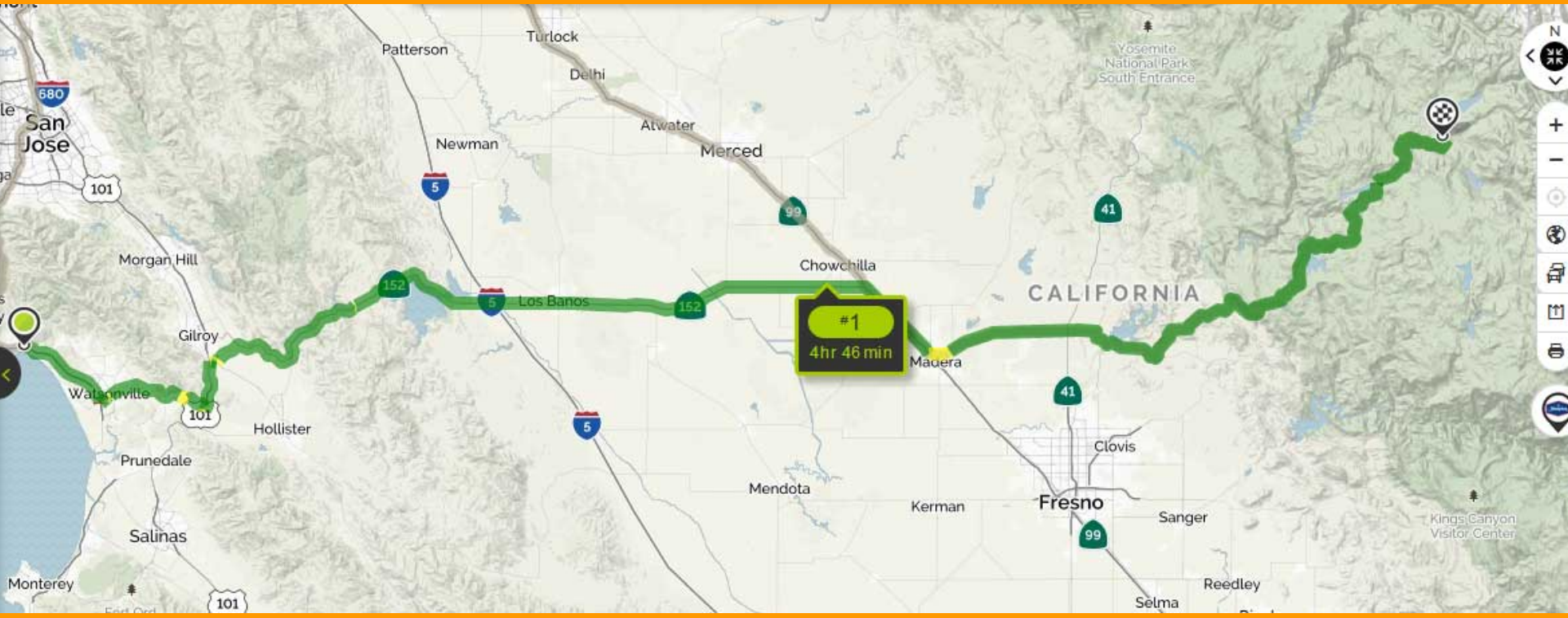
Mono Hot Springs, CA (93642) 10 Day Weather

6:51 am PDT

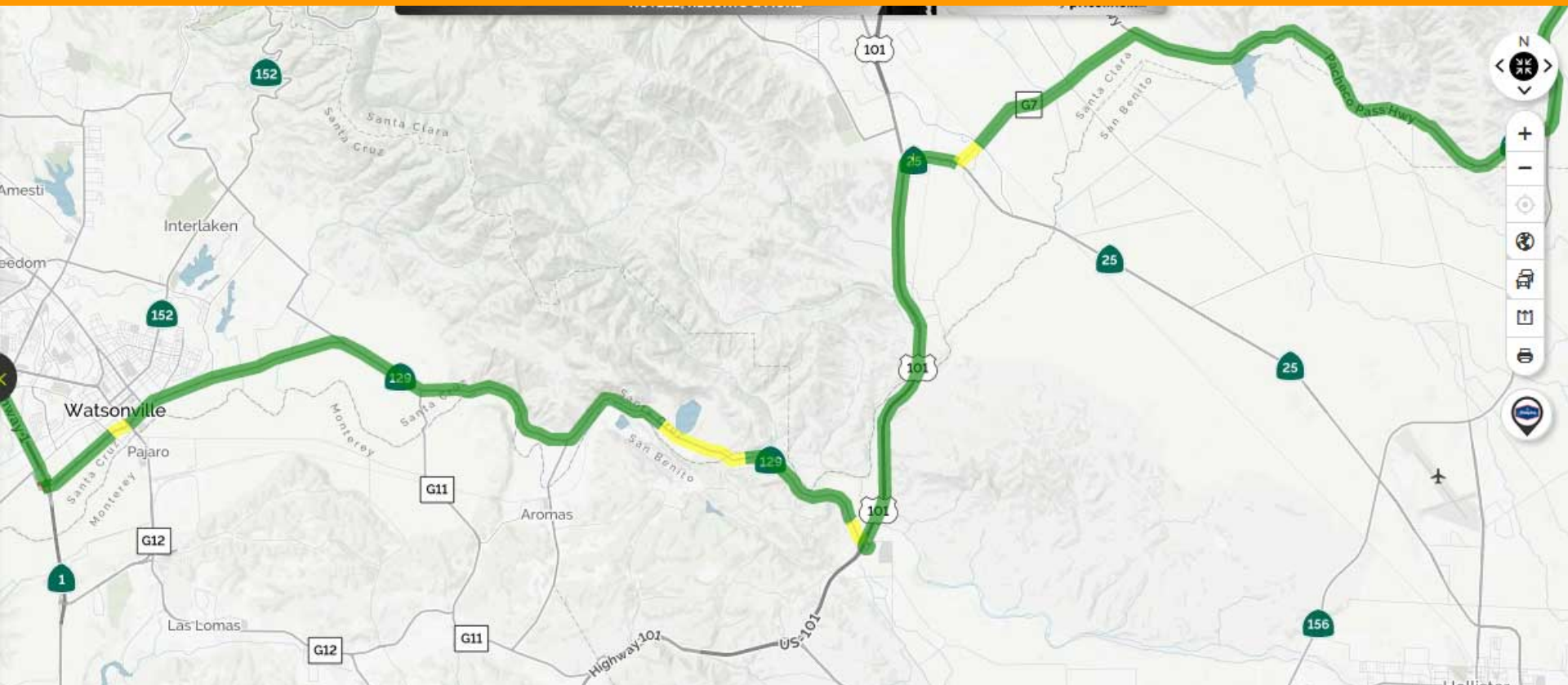
 Print

DAY		DESCRIPTION	HIGH / LOW	PRECIP	WIND	HUMIDITY
TODAY JUL 15		Sunny	86°/54°	 0%	WSW 11 mph	28%
SUN JUL 16		Mostly Sunny	84°/52°	 0%	W 12 mph	29%
MON JUL 17		Sunny	84°/54°	 0%	SW 14 mph	26%
TUE JUL 18		Sunny	86°/52°	 0%	SW 12 mph	20%
WED JUL 19		Sunny	84°/52°	 0%	WSW 12 mph	21%
THU JUL 20		Sunny	84°/52°	 0%	WSW 12 mph	22%
FRI JUL 21		Sunny	86°/51°	 0%	WSW 12 mph	21%
SAT JUL 22		Sunny	88°/51°	 0%	W 11 mph	19%
SUN JUL 23		Sunny	89°/54°	 10%	WSW 11 mph	23%

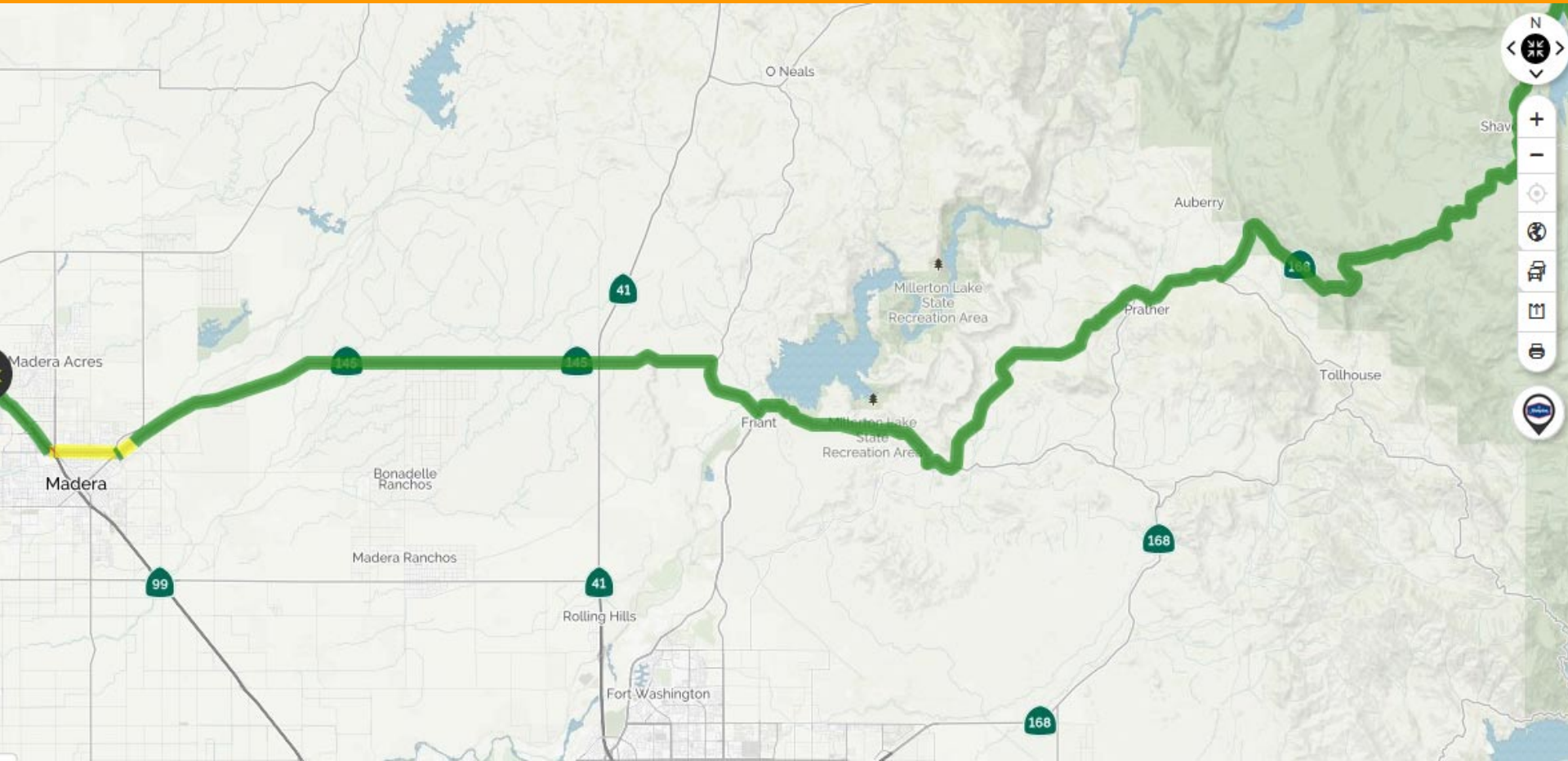
It's about a 4.7 hour drive. Not much is on Freeway, but it's only slow when you get into the Sierras.



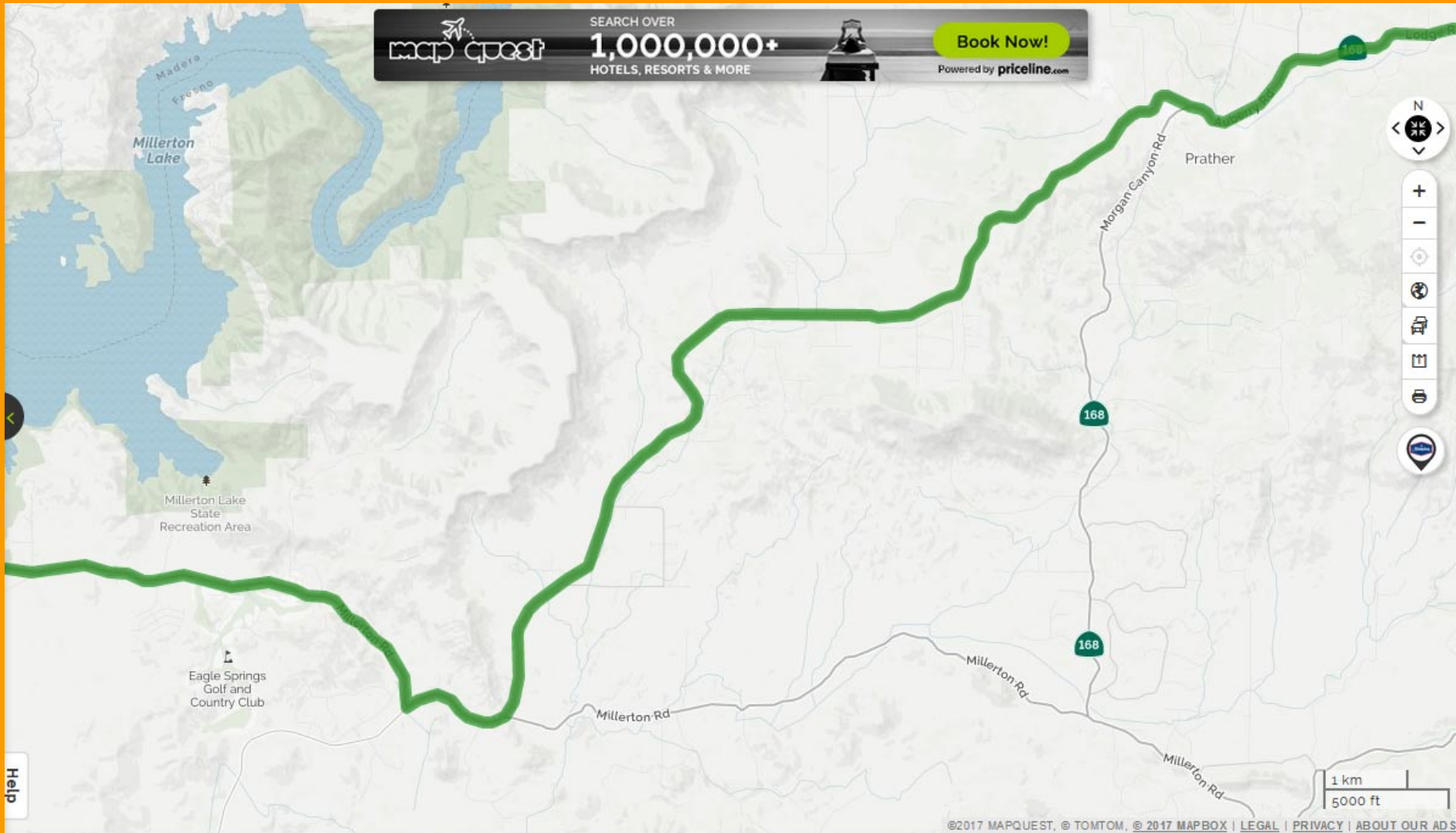
Take Hwy 129 exit through Watsonville, to Hwy 101 north, to Hwy 25 then quick left turn on Bloomfield Rd which “T”s into Hwy 152



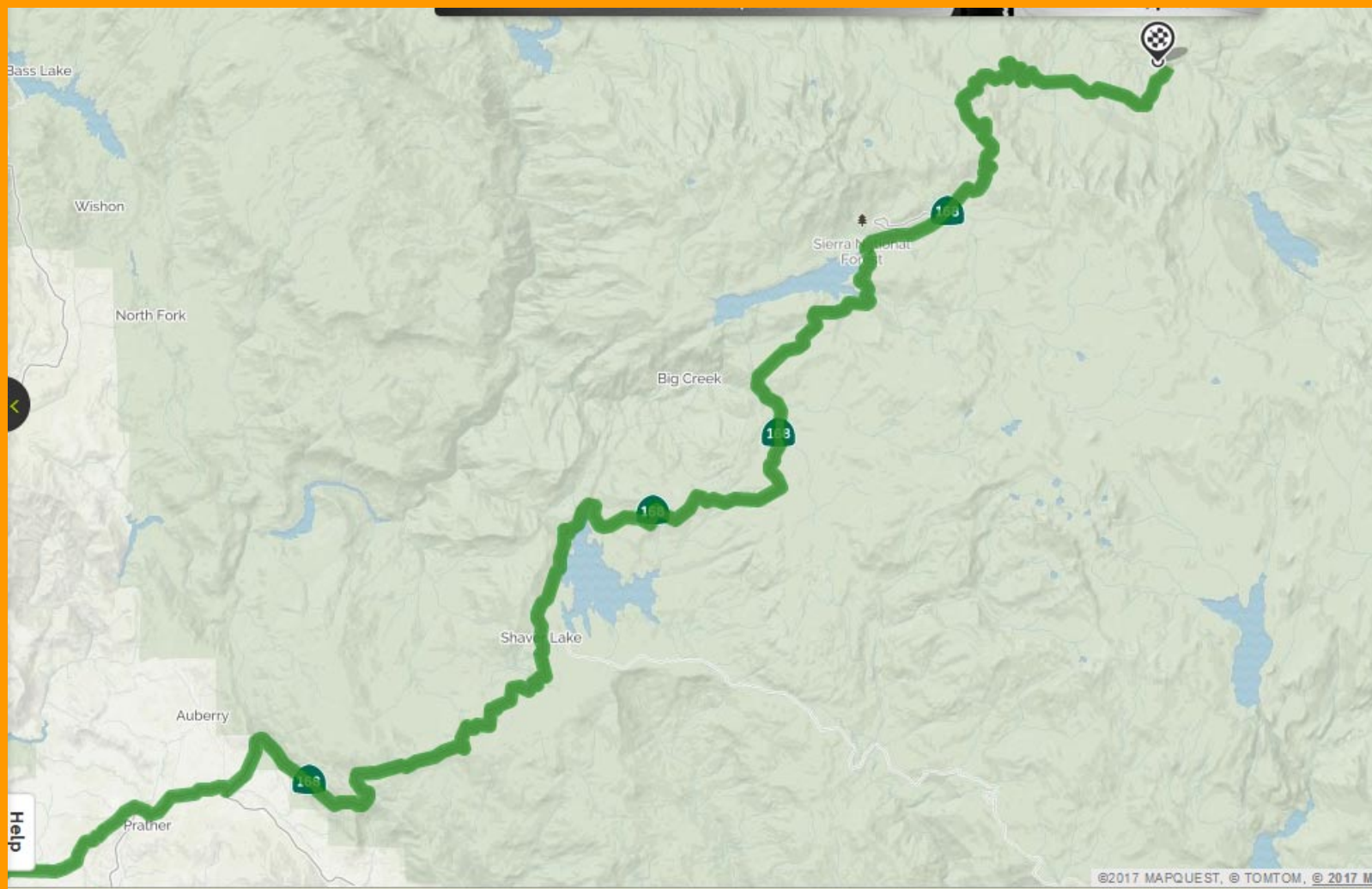
Stay on Hwy 152 to I-99, go south on I-99 to Madera and get off on Hwy 145 signs exit to Friant and Lake Millerton Dam



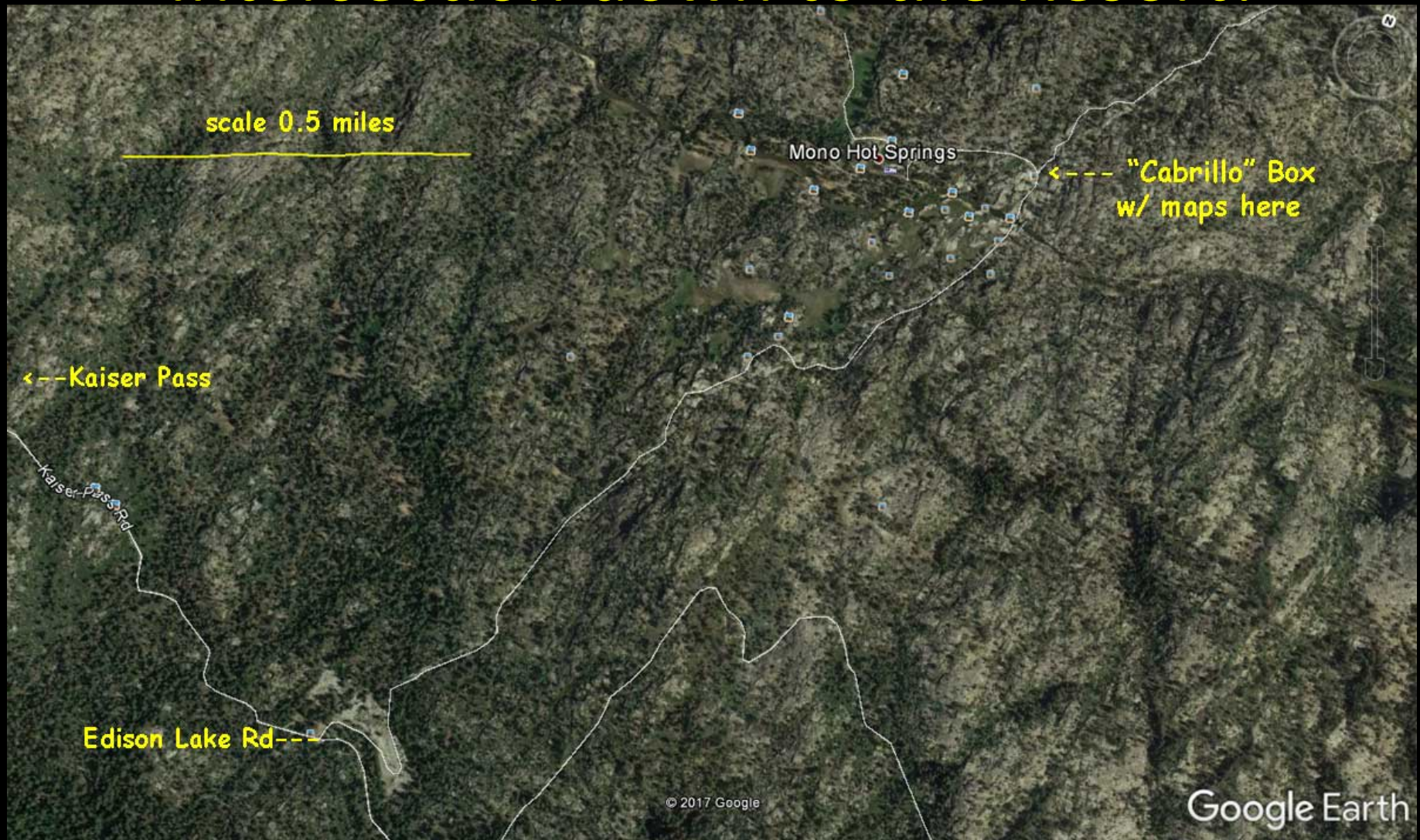
Take Left on Auberry Rd to little town of Prather, where you'll get on Hwy 168



Stay on Hwy 168 past Shaver Lake and then Huntington Lake. Then a Right Turn on Kaiser Pass Rd, which is a narrower paved road and gets winding as you climb to Kaiser Pass at 9,000 ft



Getting to Our Campsite: Get a Map from the "Cabrillo" Box I'll Place at the Intersection down to the Resort!



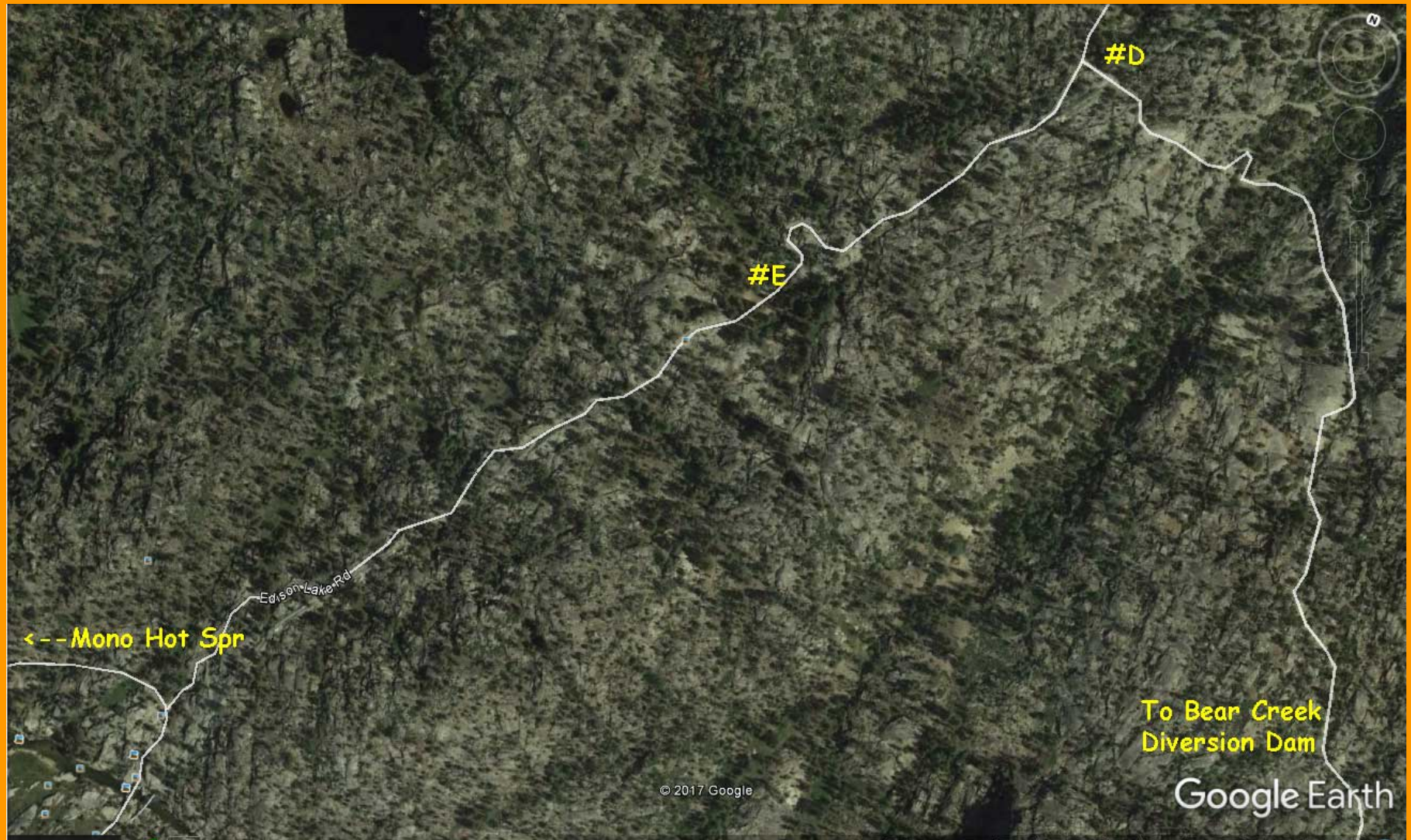
Site C is close to Little Eden Hot Spring, if it's usable we may go for it. As you pass, look for the Cabrillo van and save an extra mile of driving to the map box



Sites A and B are past the last turn off
to the resort



Sites E and D are a mile past the Map Box or so.



Sites F , G, H are near Lake Edison. F and G are near Mono Creek and flatter and bigger so might be nice if not taken



Schedule on Friday

- Plan to arrive at camp hopefully before dark on Friday July 21. I expect to get there in early afternoon if all goes well. I know you may have work or class or may otherwise come in a bit later, but try to arrive before dark if you can.
-
- My team will work on dinner as soon as twilight approaches and we have set out our camping gear
- Not sure about fires. We have a permit, but will have a fire only if our site permits to do one SAFELY. Firewood should be plentiful around

Friday Night Telescope Adventures

- We'll use the 8" Meade LX200 and Kirk's 12" Dobsonian to explore the summer Milky Way, the star forming regions of Scorpio and Sagittarius, the exploded remnants of a supernova in Cygnus, and all variety of stars, with micro-lectures along the way.
- Bring you warm clothes, it'll get into the 50's at night. Might be bugs – dress accordingly.



My famous French Crepes Breakfast on Saturday morning about 8am





Breakfast: My famous French Crepes batter, given an extra bit of attention for the photo by one of my Astro 28K students

Focus! Concentration is required for good crepes!





Becky enjoying her crepe, sweetened with lemon curd!

I like to do “micro-lectures” along the way on our day hikes!



We'll talk about the origin of elements in the cores of stars



Our first hike is about 1.5 miles to Doris Lake. Bring notebooks and swimsuit!



At Doris Lake, from Astro 28W trip





our camp area
lit by red
headlamps

We'll have time to just swim and enjoy
the lake before heading back to Mono
Hot Springs campground area



Then we'll cross the river and do a hike
up to Little Eden Hot Spring





At Little
Eden Hot
Spring,
perched on
a granite
hillside
with a
spectacular
view

We'll all carve together, come dinner time Saturday!





We'll stoke up a
campfire to eat
dinner around,
and listen to plans
for Saturday nights
special events

Star Clusters of the Milky Way





There may
be an
occultation
of a star by
an asteroid
(not the
moon, like
here!) at
11pm

That's me, getting the video gear going



Happy students and the moon. That
will be us!





We'll try and video record the occultation which has scientific value

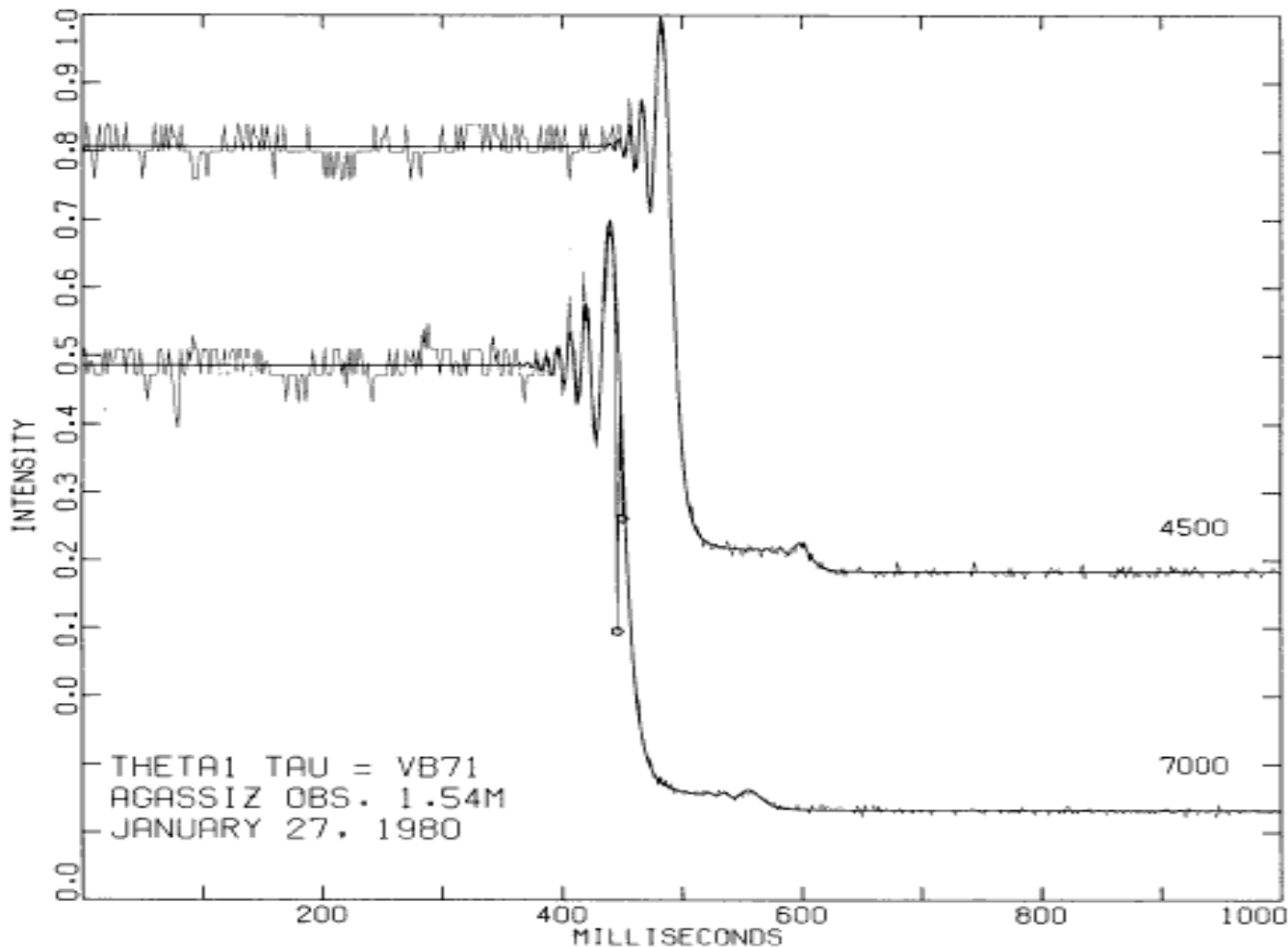


FIG. 2. The Agassiz observations of θ^1 Tau. Note the arbitrary shift in the timing zero points and the two bad data points in the red channel (\triangle) that were excluded in the fitting process. In this plot the data are averaged over two-millisecond intervals.

A cosmology lecture after the occultation excitement is over. Here, I'm trying to explain how BIG the universe is



Sunday Plan

- We'll prep breakfast; fried veges in olive oil and scrambled eggs with tortillas
- Then clean up and pack up camp
- Then head down to check out the other hot springs near the campground for our final lectures

A Previous Mono Hot Spring class



At Pedro Hot Spring, just across the River



I'll give a final micro-lecture on Hot Springs formation, relevance to Mars and Enceladus at Saturn

